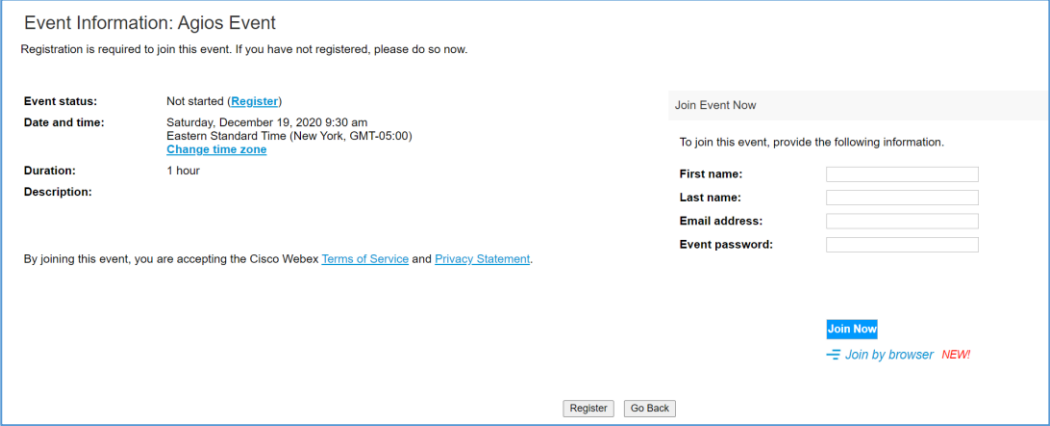
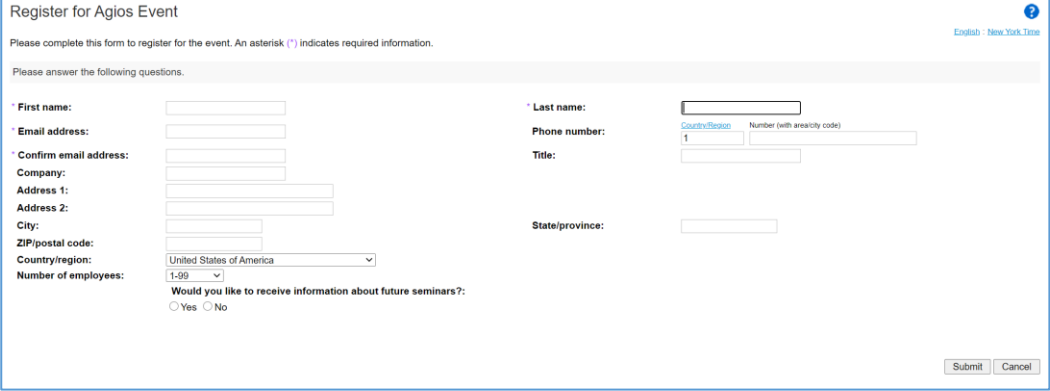


## General Tips:

- Disconnect from your company VPN (if possible) for a better overall experience
- Close unnecessary applications
- Join a test meeting to make sure your device works as expected before your meeting: [Join a test meeting](#)

Step	Screenshot
<p>1. Click the meeting link to launch the Agios WebEx Event site in your web browser.</p> <p>2. Enter your First Name, Last Name, Email Address, and Event password (found in the email invite or posted on our website)</p> <p>3. If this is the first time you're joining a WebEx Event, WebEx automatically downloads the app once you click 'Join Now'.</p> <p>If you don't want to install anything, click 'Join from your browser'</p> <p><b>Tip:</b></p> <ul style="list-style-type: none"> <li>- Please refresh / reload your browser window if you encounter issues</li> </ul>	
<p>4. Complete any additional registration information (if applicable) and then click 'Submit'</p>	

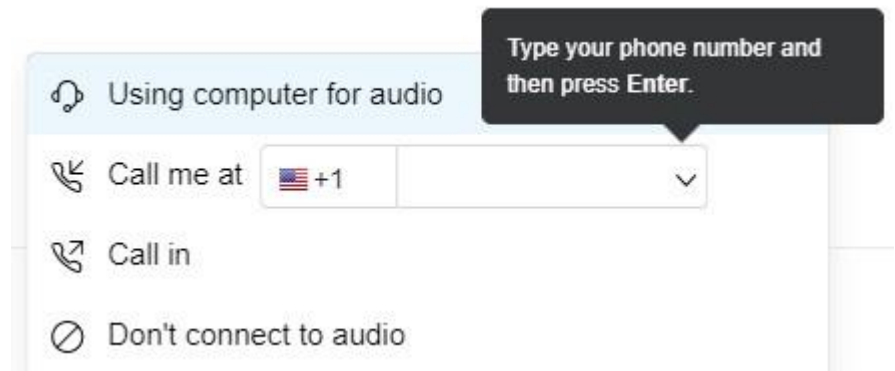
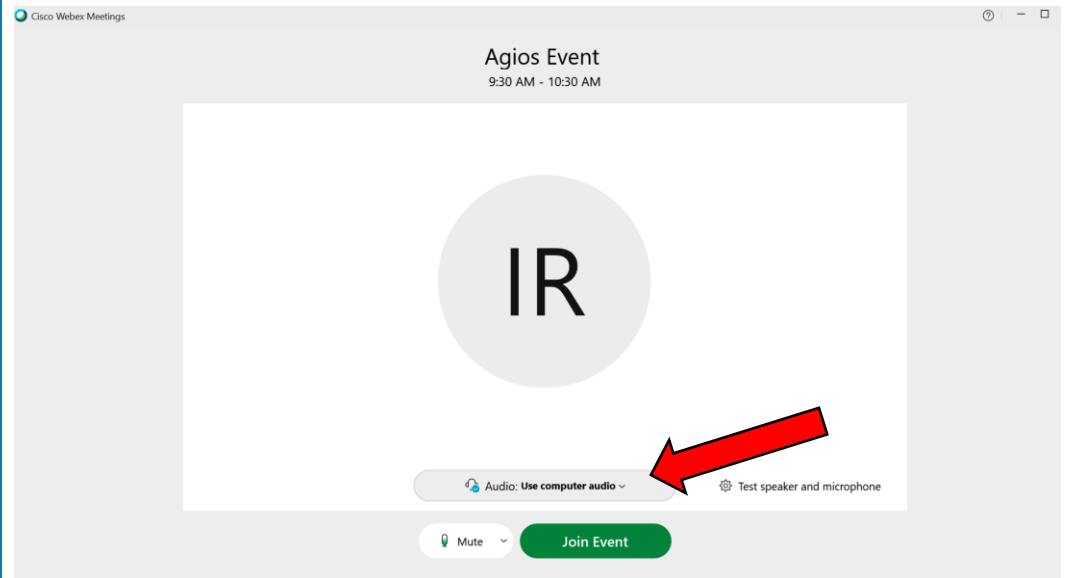
5. In the preview window, you can select how you would like to hear the audio.

Select your audio preference by clicking the drop-down menu, as indicated by the red arrow.

Click 'Join Event'

**Tips:**

- As an attendee, you will automatically be placed on mute and you will not be able to broadcast your video.
- Use the "Call Me At" feature to have WebEx call your mobile or landline phone



6. Click on the 'Chat' icon to submit questions to the panelists.

